



Year One Newsletter
Week Beginning: June 3rd 2024
Topic: Turrets and Tiaras
Unifying Question – Which was England’s most significant queen?






Events/ Reminders 😊

Monday June 3rd Back to School

Friday June 7th KS1 Sports Day Kings Ground Time tbc so please look out for updates via Class Dojo and whole school newsletters.

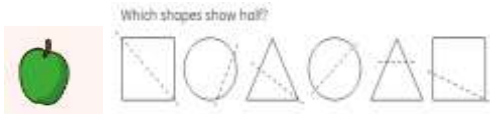
Tuesday June 18th Tower of London trip

Friday June 28th Summer Fayre 3:15 – 6pm

What’s Happening Next Week:	How You Can Help at Home:
<p style="text-align: center;"><u>English</u></p> <p>This week the will be exploring the wordless picture book ‘Journey’ by Aaron Becker.</p> <p>Children will enjoy ‘journeying’ through the book, exploring the story Aaron Becker conveys only through illustrations. They will discuss the characters and emotions shown in the story as well as enjoying the settings and unfolding of events.</p> <p>The children will become the author, choosing the written words to go with the illustrations, to make their own versions of the story.</p> <div style="text-align: center;">  </div>	<p>Do you have any wordless picture books at home?</p> <p>What words could you put to the pictures? If you don’t have any you could try the library.</p> <p>Here are some suggestions for you to look out for...</p> <div style="text-align: center;">  </div>
<p style="text-align: center;"><u>Phonics</u></p> <p>This week children will look at these representations of sounds, including...</p> <p>/ai/ eigh/ eight aigh/ straight ey/ grey ea/ break /n/ kn/ knee gn / gnaw /m/ mb/ thumb /ear/ ere/ here eer/deer</p> <p style="text-align: center;"><u>Tricky words:</u> busy beautiful pretty hour</p> <div style="text-align: right;">  </div>	<p>We’ll be practising the tricky words in class, can your child spell any of them from memory?</p> <p>Can they make some silly sentences using them? Send any in they write through Dojo.</p>

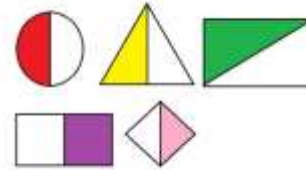
Maths – Halves

We start our learning fractions learning this week by finding halves of shapes and objects. They will see an everyday object such as an apple being cut in half and not being cut in half.



The children will then start by trying to spot shapes and objects that have already been halved and will try to sort them from shapes that haven't been halved. In the following days the children will cut out regular shapes and folding them in half, then recording the halves they've found.

You could help your child try finding halves of shapes yourself. Cut out some regular shapes for them; squares, triangles, circles and have them fold them in half. Are there any shapes that can be folded in half in different ways?



Science – What material is this object made from?

This week we will group objects based on the materials they are made from. What if some objects are made from more than one material? How can we group them?



Take a look objects in your home. What are they made out of? How many different materials can you find?



Design Technology – Judging an existing product

This week the children will be looking at a selection of sandwiches and judging whether they would be fit for a banquet. Do they look appealing? Are they messy? Are they healthy or not? Would they be easy to eat?

Practise those sandwich making skills at home. Can your child design and make you a tasty and healthy sandwich?



History – What is a monarch?

We will be finding out what a monarch is and introducing the three monarchs we will be following through this unit – Queen Victoria and Elizabeth I and II.



You could research any of the queens we'll be looking at this half term, either on line or in a library. Your child could write down a few interesting facts and either bring them in or send in a picture through Dojo.



Computing – Comparing Tools

This week the children will become accustomed to the ScratchJr programming environment. They will discover that they can move characters on-screen using commands, and compare ScratchJr to the EaRLs used previously.




You could ask your child what they remember about using EaRLs and how they think ScratchJr may differ or how it may be the same.



PSHE – Money

We'll be talking to the children about money. Talking about not just what it can be used for, but how you can get it (other than tooth fairies) and how it can be saved,



What would your child like to save up their pennies for? They could make a list of what they'd like and how long it would take given their current revenue stream.



Have a lovely half term. See you all again Monday June 3rd.

The Year 1 team 😊