



Year One Newsletter

Week Beginning: 13th May 2024




Topic: Nature Detectives

End of topic question 'Which plants would you plant in your 'Anywhere Garden' and why?'

Events/ Reminders 😊

Horniman Trip Thursday May 16th


'Steps for Stillness' fundraiser Sunday May 19th at 10am

What's Happening Next Week:	How You Can Help at Home:
<p style="text-align: center;"><u>English</u></p> <p style="text-align: center;"><u>Poetry</u></p> <p>Next week we will be working on a Water Cycle poem. We will read the poem and think about what makes a piece of writing a poem rather than a story or information. We will then add actions to it, sing it and perform it.</p> <p>Then the children will have a go at writing their own water poem. They will listen to sound clips of water which they will use to generate words to describe the sounds and movements of water.</p> <p>Finally, at the end of the week, they will write about their trip to the Horniman, explaining what they did and what they enjoyed.</p> 	<p>Talk about the uses of water in your home.</p> <p>Have your child go on a water search around the home. Where are there sources of water? How do we use this water? Where has this water come from?</p> <p>Then discuss where else they have experienced and used water...</p> <p style="text-align: center;">Swimming pool, sea, paddling pool....</p> <p style="text-align: center;">How big will your list become?</p> 
<p style="text-align: center;"><u>Spellings:</u></p> <p style="text-align: center;">Go, we, my, full, pull, they, your, school</p> 	<p>Some of these are no longer considered tricky words by Little Wandle as we've taught some alternates like the 'o' in go and the 'e' in we. The trickier elements this week are the sound the 'u' makes in full and pull and the silent 'u' in your.</p>

Maths – Division

Last week the children looked at different groups, added equal groups and arrays. This week we will look at making **equal groups** by **grouping** and then making **equal groups** by **sharing**. Below are tasks designed to support with that and develop their understanding of the **language associated with division**.

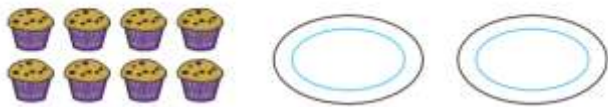
Complete the sentences to match the pictures.



There are _____ altogether.

There are _____ equal groups of _____

Share the muffins equally between the 2 plates.



Complete the sentences.

There are _____ muffins.

They are shared equally between _____ plates.

There are _____ muffins on each plate.

Why not have your child gather 20 objects like pasta or Lego for example and ask them to put them into equal groups. **How many different sets of equal groups** can they make? Why not repeat with other numbers of objects using the stem sentence below to match what they come up with. Do send anything they wish to share via Dojo.



There are _____ altogether. There are _____ equal groups of _____

How is your child doing with their counting in 5s? We know we will continue to practise this so feel free to use this grid to help, if you wish to do the same. 😊

Continue to count in 5s on the grid.

1	2	3	4	5	6	7	8	9	10
11	12	13	14	15	16	17	18	19	20
21	22	23	24	25	26	27	28	29	30
31	32	33	34	35	36	37	38	39	40
41	42	43	44	45	46	47	48	49	50

Science – Flowering Plant Comparisons

This week we will look at two different types of flowering plants. The children will observe the two plants and compare their stems, leaves, flowers and petals.



Head out for a nature walk in our lovely spring sunshine. Can you spot any flowering plants?

How are they the same? How are they different?

Send in any observations through Dojo.



Art – Practising printing

In Art, if they haven't already done so, the children will use their printing block to create a repeating pattern. They will use special printing equipment - a roller and sticky ink. They will be comparing their designs to the work of William Morris and Georgia O'Keeffe.



Geography – Map Key Design

This week the children will be thinking about what features they consider the most important in our school. They will then draw symbols for these features that will later go in a map key.



Here are some videos that talk about map keys: The first one has an annoying puppet, but does the job.

<https://www.youtube.com/watch?v=dp8VOG8Cgag&t=7s>

This has a less annoying presenter, but there is a rap nearer the end.

<https://www.youtube.com/watch?v=QudFJ99NExo>

RE – Churches

This week we will be starting our RE focus on Christianity. We will be looking churches, how Christians use them and what events can happen inside them.

Feel free to share any experiences you and the children have had with churches via dojo.



Have a lovely weekend all.

The Year 1 team 😊