




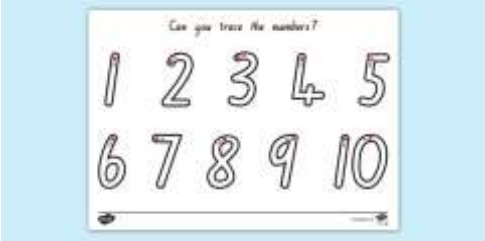
# This Week in Reception

## Week Beginning 24<sup>th</sup> June 2024

Friday 28<sup>th</sup> June Summer Fayre 3:15 – 6pm

Come along and enjoy the family fun, including a disco for the children.

You can book your disco place at <https://www.pta-events.co.uk/friendsofstillnessinfants/index.cfm?event=Bookings>

What we will be doing in school	How you can help at home
<p><b><u>Topic -Marvellous Minibeasts</u></b></p> <p>We will learn about spiders. Spiders are arachnids. We will be looking at the different common species of spiders, their diet and their habitats.</p> 	<p>Look for spiders. What does your child notice about them? What do they notice about their webs?</p> <p>Where might you find spiders? What do they eat? How do they catch their prey?</p>
<p><b><u>Maths</u></b></p> <p>We will practise digit formation and reinforce the correct starting point of each number.</p>  <p>We will practise recognising and writing teen numbers using correct digit formation and focusing on the order of digits e.g. "fourteen is written as 1 then 4".</p>	<p>You could write numbers on the floor using chalk and trace over them with a paintbrush, toy car or train. Perhaps you could try writing numbers onto pebbles.</p>  

# This Week in Reception

## Week Beginning 24<sup>th</sup> June 2024

### Phonics

We will practise reading words ending with ing or ed such as painting and started.

Graphemes learnt so far: s, a, t, p, i, n, m, d, g, o, c, k, ck, e, u, r, ll, ff, j, ss, v, w, x, y, z, qu, ch, sh, th, ng, nk, ai, ee, igh, oa, oo, oo, ar, or, ur, ow, oi, ear

Tricky words taught so far: is, I, the, pull, full, as, and, has, his, her, go, no, to, into, she, he, push, of, was, you, they, sure, pure, put, my, by, all, said, so, have, like, come, some, love, do, were, here, little, says, there, when, what, one

You could write some sentences with some deliberate mistakes in and ask your child to spot them. For example, the cat sAton tHemat

It should have:

- a capital letter at the beginning of the sentence
- no capital letters in the middle of words
- finger spaces between the words
- a full stop at the end.

### Additional activities


We will practise weaving as we make our own spider webs.



We will create wax resist pictures.



We will read the Very Busy Spider by Eric Carle



# This Week in Reception

## Week Beginning 24<sup>th</sup> June 2024

### Little Wandle - Letters and Sounds Reception Phonics Home Learning



**Phase 4** - Summer 2 Week 4

**Focus** - Root words ending in: **-ing -ed** /t/id/ed/d/

Please support your child to practise and reinforce the phonemes and graphemes we are learning in school. More information and support can be found on the Little Wandle website - <https://www.littlewandlelettersandsounds.org.uk/resources/for-parents/>

**Phonemes we will be focusing on this week in school -**

<b>s</b>	<b>a</b>	<b>t</b>	<b>i</b>	<b>n</b>	<b>m</b>	<b>d</b>	<b>g</b>
<b>o</b>	<b>c</b>	<b>k</b>	<b>ck</b>	<b>e</b>	<b>u</b>	<b>r</b>	<b>h</b>
<b>b</b>	<b>f</b>	<b>l</b>	<b>ff</b>	<b>ll</b>	<b>ss</b>	<b>j</b>	<b>v</b>
<b>w</b>	<b>x</b>	<b>y</b>	<b>z</b>	<b>zz</b>	<b>qu</b>	<b>ch</b>	<b>sh</b>
<b>th</b>	<b>ng</b>	<b>nk</b>	<b>ai</b>	<b>ee</b>	<b>igh</b>	<b>oa</b>	<b>oo/oo</b>
<b>ar</b>	<b>or</b>	<b>ur</b>	<b>ow</b>	<b>oi</b>	<b>ear</b>	<b>air</b>	<b>er</b>

**We will be reading and writing words.** *Can you spot segment and blend these words and spot this week's phonemes?*

cloaked	scooped	sleeping	creeping
crowned	started	toasted	smearred
floated	printed	painting	blinked

**We will be reading sentences.** *Can you spot any tricky words? Can you segment and blend the words and look out for this week's phonemes?*

First, we scooped up the mud and then we splashed it into the pool.

I like toasted buns with butter and jam.

The fighting children stormed out of the room.

**We will be practising tricky words.** *Can you spot the tricky part of the word?*

some	come	love	do	the	you
said	so	have	like	no	go