








Year One Newsletter
Week Beginning: July 8th 2024
Topic: Turrets and Tiaras



Unifying Question – Who was England’s most significant queen?

Events and Reminders

Year 1 Summer Concert after drop off Friday 19th July

What’s Happening Next Week:	How You Can Help at Home:
<p style="text-align: center;"><u>English</u></p> <p>This week we will answer our unifying question – Who was England’s most significant queen? We will think about everything that we have learnt about the three queens this half term and think about which we think was the most significant. We will then try to explain our reasons behind our decision.</p> <div style="display: flex; justify-content: space-around; align-items: center;">    </div> <div style="display: flex; justify-content: space-around; align-items: center; margin-top: 5px;"> Queen Elizabeth I Queen Victoria Queen Elizabeth II </div> <p>We will also explore the text <i>The Knight Who Might</i> by Lou Treleven.</p> <p>Children will listen to the story and the children will spot and write words containing the -ed suffix.</p> <p>The children will then think about the character of the clumsy knight in this story. They will think about the characteristics needed to make successful knight!</p> <div style="text-align: center; margin-top: 20px;">  </div>	<p>You could watch this short film about what it was like to be a knight.</p> <p style="text-align: center;">https://www.bbc.co.uk/teach/class-clips-video/articles/z6jkr2p</p> <div style="text-align: center; margin-top: 20px;">  </div> <p>Can your child remember seeing armour at the Tower of London? Can they tell you about what they saw?</p>

Phonics

This week children will review:
sc st wr wh
Review suffixes –ed and –ing



Children will also review the following Tricky words:
our two once busy friend eye because laugh
move improve parents shoe beautiful pretty hour

<https://www.littlewandlelettersandsounds.org.uk/wp-content/uploads/2022/04/Everybody-read-leaflet-for-parents.pdf>

Take a look at this for tips on reading with your child and 'reading for pleasure'.

Maths – Time

Next week we will be continuing our time unit. We will be working on our time telling skills using analogue clocks. We will be telling times at o'clock and half past.



Look at an analogue clock and familiarise your child with it before next week. What are the features of it?
What does each hand represent?



Science – Summer Data Gathering

We will continue to gather and record summer weather data then analyse our data/ findings at the end of the week

Each class will also create their final seasonal tree that shows all their summer knowledge. They will then combine it with the other trees.



Feel free to continue to help your child to brush up on their seasonal knowledge by listening to what Seymour Science has to say.

<https://www.bbc.co.uk/bitesize/topics/zkvv4wx/articles/zcx3gk7>

They can also test their knowledge with a seasonal quiz.



History – Comparing the Coronations

This week the children will learn more about coronations this week. They will think about how King Charles III coronation compares with Queen Elizabeth II.



Take a look at the coronation of Queen Elizabeth II.

<https://www.youtube.com/watch?v=6Jmz-vGCI2g>

What objects can you spot that we saw in The Tower of London? Are there any other interesting things you heard or noticed?



Design and Technology – Evaluating our sandwiches

This week the children will be evaluating the sandwiches they made and ate last week. They will be thinking about if they are suitable for the king or not and if they need to make any alterations.



Was it fit for the king? Can your child give you their opinion on their sandwich they made?



Physical Education

Just a final reminder that the children will have two sessions of PE next week in the afternoon. **Net and Wall is outdoor PE for Green and Orange Monday and Purple Thursday.**

There is also **Yoga** which is indoor PE for **Orange and Purple Friday** and **Green** have it on **Thursday**.

Do continue to make sure your child wears trainers to school on outdoor PE days. Kits will be sent home at the end of term unless you wish to have them sooner.

With the children doing *Net and Wall* this term and Wimbledon's main draw officially beginning last Monday July 1st, why not continue to see what tennis might be watched after school or talked about on the way into school.



Also feel free to continue to share any sporting activities the children take part in over the weekend with us on class dojo.

Computing – Follow my design

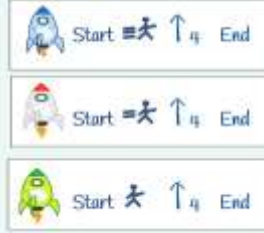
The children will use their project designs from last week to create their projects on-screen in ScratchJr.

They will use their project design, including algorithms created in the previous lesson, to make programs for each of their rocket sprites. They will test whether their algorithms are effective when their programs are run.

Testing your programs

Do your programs do what you wanted them to do?

Algorithms



Have a lovely weekend.

The Year 1 team 😊