




**Next Week in Reception**  
**Week Beginning 30<sup>th</sup> September 2024**

<b>What we will be doing in school</b>	<b>How you can help at home</b>
<p style="text-align: center;"><b><u>Topic - Super Me, Super You!</u></b></p> <p>This week we will continue our topic by thinking about our friends. We will talk about making friends, what makes us a good friend and who our friends are so far.</p> 	<p>Talk to your child about their friends both at school and outside of school. What shared interests do they have? What makes them a good friend? How can they be better friends? Is there anyone in their class who they haven't played with yet? What can they do to try to make friends with someone new?</p>
<p style="text-align: center;"><b><u>Maths</u></b></p> <p>We will explore repeating patterns. We will use shapes, objects and sequences of clapping and tapping to make different patterns that the children can remember and then repeat.</p> 	<p>Help your child to practise recognising patterns. Your child could get creative and paint or print patterns. They could also use beads, blocks or Lego. You could make a repeating patterned bracelet at home using pasta, beads or buttons!</p>
<p style="text-align: center;"><b><u>Phonics</u></b></p> <p>We will practise orally blending with the new graphemes (sounds) for this week.</p>  <p><u>Graphemes learnt so far:</u> s, a, t, p, i, n, m, d <u>New tricky word</u> - is</p>	<p>Encourage your child to take the lead in games, for example, how many words beginning with g can you can think of in one minute? Next, let them have a turn!</p> <p>Write graphemes (sounds) on pieces of paper and place them on cushions. Your child can jump to the correct cushion when you say the grapheme.</p>

**Next Week in Reception**  
**Week Beginning 30<sup>th</sup> September 2024**

--	--

**Additional learning**

We will practise using bikes and scooters to develop our gross motor skills.

**Independent activities**

Here are some of the independent activities your child could engage in.



Creating friendship bracelets.



Creating pictures of our friends' faces using playdough and different resources such as wool and googly eyes.

**Reading**

Please send your child's reading books in with them every day.


**Clothing and bottles**

Please make sure your child's name is clearly labelled on **all** clothing and water bottles. This will reduce time lost to finding mislaid clothes.

Thank you.





# Next Week in Reception

## Week Beginning 30<sup>th</sup> September 2024

<b>Little Wandle - Letters and Sounds</b> <b>Reception Phonics Home Learning</b>	
<b>Phase 2 - Autumn 1 Week 3</b> <b>Focus - Phonemes g / o / c / k</b>	

Please support your child to practise and reinforce the phonemes and graphemes we are learning in school. More information and support can be found on the Little Wandle website - <https://www.littlewandlelettersandsounds.org.uk/resources/for-parents/>

**Phonemes we will be focusing on this week in school -**

 <p><b>Pronunciation Phrase - g</b></p> <p>Give me a big smile that shows your teeth. Press the middle of your tongue to the top and back of your mouth; push your tongue down and forward to make the sound <b>ggg</b></p>	 <p><b>Pronunciation Phrase - o</b></p> <p>Make your mouth into a round shape and say <b>ooo</b></p>
 <p><b>Pronunciation Phrase - c</b></p> <p>Open your mouth into a little smile; make your tongue flat and move it up towards the top of your mouth to say <b>ccc</b></p>	 <p><b>Pronunciation Phrase - k</b></p> <p>Open your mouth into a little smile; make your tongue flat and move it up towards the top of your mouth to say <b>kkk</b></p>

**We will be orally blending words.** Can you hear the phonemes in these words? Can you listen and then repeat the word?

d - o - g      c - a - t      n - o - d  
k - i - d      t - o - p      d - i - g

**We will be practising tricky words.** Can you spot the tricky part of the word?

is