




Next Week in Nursery

Week Beginning 11th November 2024

What we will be doing in school	How you can help at home
<p data-bbox="272 421 655 454"><u>Topic - Home Sweet Home</u></p> <p data-bbox="167 499 639 566">This week we will explore some of the materials homes are made from.</p> <p data-bbox="167 611 735 723">We will talk about the materials used to build and why those materials are used e.g. strong, waterproof etc.</p> <div data-bbox="256 745 683 1025">A photograph showing several red bricks of various sizes and orientations, some with mortar applied to their surfaces, and a trowel resting on a pile of mortar.</div> <div data-bbox="172 1037 751 1238">Two images: on the left, a piece of light-colored wood with a natural grain; on the right, a black gutter pipe attached to a brick wall.</div>	<p data-bbox="794 454 1426 678">Discuss the materials used to build your home and why they were used, e.g. look at the bricks and cement in between to hold the bricks together. Look at the shape of the roof, the tiles, and other features such as the gutters to take rain water away from the house.</p> <div data-bbox="847 701 1337 1037">A photograph of a house with a red tiled roof and a white gutter system running along the edge of the roof.</div> <p data-bbox="794 1037 1401 1149">Please send in or email a photo of your family and your home to use in display and classroom discussion.</p>
<p data-bbox="411 1249 512 1283"><u>English</u></p> <p data-bbox="167 1328 671 1395">We will read The Three Little Pigs story (including some different versions)</p> <div data-bbox="228 1417 683 1955">The cover of a children's book titled 'Three Little Pigs'. It features three pig characters in overalls (one blue, one red, one yellow) standing in a field. A wolf is visible in the background. The text 'My First Reading Book' is at the bottom.</div>	<p data-bbox="794 1328 1394 1429">Ask your child to try retelling the story in their own words. What did the pigs use to build their homes? Was that a good choice?</p> <p data-bbox="794 1462 1406 1653">Play clapping and stamping games with your child. You could jump for each syllable of a word. For example "build-er" = 2 jumps, 1 for each part of the word, "um-brell-a" = 3 jumps, 1 for each part of the word.</p> <p data-bbox="794 1664 1394 1720">Try their name and the names of people in their family.</p>

Next Week in Nursery Week Beginning 11th November 2024

Maths

We will be counting, recognising and ordering numbers from 1-5, then 1-10.



Look at the numbers on your front door and others you pass out and about.

Try labelling some building blocks with numbers (on a sticker or post-it note) and see if your child can build a tower with them, starting with 1 at the bottom and building up with the numbered bricks in the right order.

For a counting challenge, try counting from different numbers, for example:

4-8 and stop

2-7 and stop

Can your child remember where to begin and stop?

You can make it funny by using different voices, for example, a squeaky voice, a whispery voice, a shouty voice.

Other

We will learn a little about Remembrance Day on Monday 11th November and look at the whole-school artwork to spot Rainbow class's poppies.



Tuesday 12th November will be 'Odd Socks' Day - the children can wear odd socks! It is a great way to celebrate what makes us all unique in Anti-Bullying Week.

We will join the rest of the school in discussions about Friendship Week (in relation to the Anti-Bullying Week).



REMEMBRANCE DAY
Left We Forget

Play matching pairs games with socks or other pairs of items. Discuss what 'odd socks' means. Talk about being a good friend and how they can be kind to others.

**Next Week in Nursery
Week Beginning 11th November 2024**



Children in Need: Friday 15th November- All the children need to do is to wear bright colours or spots.

If your child would like to, please bring in or email a photo of who lives in your home for the children to share with the class. This can include your family and pets if you have any. We would also welcome a photo of their homes, perhaps a picture of the outside or front door. These will be used for class discussions.

Please remember to name all clothing, including coats, hats, gloves, scarves etc.

We will continue to support the children to put their coats on independently. Please practise this at home.

Thank you

Nursery Team ☺