





Next Week in Rainbow class
Week Beginning 18th November 2024


What we will be doing in school	How you can help at home
<p style="text-align: center;"><u>Topic - Home Sweet Home</u></p> <p>We will continue to explore the materials homes are made from.</p> <p>We will discuss how homes are built in our builders' role play area and explore the shapes and textures of building materials.</p> 	<p>Discuss the materials you can see used inside and outside your homes. Look at the different shaped bricks, tiles, paving stones, fences, floorboards etc.</p> <p>Try doing some crayon rubbings of the textures you find, such as the wood pattern on wooden floors or fences.</p> <p>Talk about any building work you have had or are doing at home, including any DIY jobs or repairs. Why do we need to do them? Who does them? Which tools or materials do they use?</p> 
<p style="text-align: center;"><u>Literacy</u></p> <p>We will read Iggy Peck Architect and discuss the different materials he used to design his building.</p> <p>We will listen out for and identify sounds in the environment around us.</p> 	<p>Talk about what your child might build a home out of - it can be as imaginative as they like! Lego, gingerbread, play-dough? Can they draw a picture of their design?</p> <p>Talk about the noises your child can hear at home or outside. Is that the dustbin truck, a pneumatic drill or a washing machine noise? Do you have a doorbell or door knocker? What sound does it make?</p> 

Next Week in Rainbow class Week Beginning 18th November 2024

Maths

We will use 2D shapes to make pictures, for example, a picture of our homes or members of our family.

Have a look around your home, what shapes can you find? What shape are your windows? What shape is your letter box? What shape tiles do you have on the walls, floors or patios?



Additional learning

We will go in small groups on a local walk to look at the materials used in the world around us, for example, bricks, paving stones, tiles, gravel, metal fences, wooden fences.

As part of Road Safety Week, we will learn about being safe when walking/scooting, including being more visible in the dark by wearing reflective items and light colours.



Thank you for the family photos and photos of your homes. Please continue to bring or send these in if you haven't already. These will be used for class discussions.

We will continue to support the children to put their coats on independently.
Please practise this at home.

Please remember to label all clothing with your child's name, including coats, hats, gloves, scarves, etc.

Thank you

Nursery Team ☺