

# Next Week in Reception

## Week Beginning 4<sup>th</sup> November 2024

### What we will be doing in school

#### Topic

#### We're Going On A Bear Hunt

After half term, we will start our new topic about bears. We are excited to welcome our new class bears.

We will also be talking about Diwali the festival of lights and Guy Fawkes Day.



### How you can help at home

You could find out about the different types of bears and help your child to find out some facts about bears.



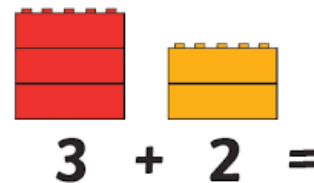
Perhaps you could talk to your children about firework safety in our homes, gardens and local area.

#### Maths

We will be continuing our exploration of numbers, looking at 4 and 5. We will look at different ways to make these numbers, for example, adding 4 and 1 or 3 and 2 can make five. We will finish the week by looking at 4 and 5 sided shapes.



Ask your child to pick a number between 3 and 5. Using objects such as toy cars or Lego pieces, can they find different ways to make the number? They could also explore larger quantities.



#### Phonics

New graphemes: ff, ll, ss and j

Refer to f for ff



Refer to l for ll



Refer to s for ss

Share some stories that have rhyming words in them such as *The Gruffalo* by Julia Donaldson and point out the rhyming words.

Play some rhyming games, for example, How many words can you think of that rhyme with cat? Does kit, bit, sit and hit rhyme with fit? Does sandwich rhyme with fit? How about deckchair?

# Next Week in Reception

## Week Beginning 4<sup>th</sup> November 2024



You could encourage the child to use the phonemes learnt so far in school, to start writing their own funny words!

Graphemes learnt so far: s, a, t, p, i, n, m, d, g,  
o, c, k, ck, e, u, r, h, b, f, l.

New tricky words: put, pull, full, as

Tricky words taught so far: is, I, the

### Additional Activities

On Friday, we will have a Teddy Bears' picnic with their teddy or soft toy. We will make bear themed snacks to eat.



In our creative area, we will use oil pastels to do an observational drawing of a bear.



### Independent activities

Here are some of the independent activities your child could engage in.

We will create teddy bear ears for our picnic on Friday!




We will use our cutting and joining skills to make a bear.







# Next Week in Reception

## Week Beginning 4<sup>th</sup> November 2024

<b>Little Wandle - Letters and Sounds</b> <b>Reception Phonics Home Learning</b>	
<b>Phase 2 - Autumn 2 Week 1</b> <b>Focus - Phonemes ff / ll / ss / j</b>	

Please support your child to practise and reinforce the phonemes and graphemes we are learning in school. More information and support can be found on the Little Wandle website - <https://www.littlewandlelettersandsounds.org.uk/resources/for-parents/>

<b>Phonemes we will be focusing on this week in school -</b>			
	<b>Pronunciation Phrase - ff</b> Open your lips a little; put your teeth on your bottom lip and push the air out to make the sound fffff fffff  <small>Digraph (ff) - two letters, one sound</small>  <b>Formation Phrase - ff</b> Down the flamingo to its foot and across its wing		<b>Pronunciation Phrase - ll</b> Open your mouth a little; put your tongue up to the top of your mouth, behind your teeth, and press llll  <small>Digraph (ll) - two letters, one sound</small>  <b>Formation Phrase - ll</b> Down the lollipop stick
	<b>Pronunciation Phrase - ss</b> Show your teeth and let the s hiss out ssssss ssssss  <small>Digraph (ss) - two letters, one sound</small>  <b>Formation Phrase - ss</b> Down the snake from head to tail		<b>Pronunciation Phrase - j</b> Pucker your lips and show your teeth use your tongue as you say jjj  <b>Formation Phrase - j</b> Down the jellyfish and dot its head

**We will be reading and writing words.** *Can you spot segment and blend these words and spot this week's phonemes?*

huff	off	bell	till
mess	hiss	jug	jet

**We will be reading sentences.** *Can you spot any tricky words? Can you segment and blend the words and look out for this week's phonemes?*

A bell in a bed.	The jam is red.
I can huff and puff.	It is a mess!

**We will be practising tricky words.** *Can you spot the tricky part of the word?*

is	the	I	as
----	-----	---	----

# Next Week in Reception

## Week Beginning 4<sup>th</sup> November 2024

Your child can bring in a NAMED teddy bear or soft toy on Friday for the Teddy Bears' Picnic.

### Dates for your diary



Tuesday 12<sup>th</sup> November-Odd Sock Day

All the children need to do is wear odd socks!! It's a great way to celebrate what makes us all unique in Anti-Bullying Week.



Friday 15<sup>th</sup> November-Children in Need

All the children need to do is to wear bright colours or spots.

Thank you for attending your Parent Consultation meetings.

The children have worked hard and enjoyed this half term - thank you for your support in settling them in. We hope you all have a restful and enjoyable half term break and we look forward to welcoming you back on Monday 4<sup>th</sup> November for more fun learning in our topic:

**We're Going on a Bear Hunt! 😊**