



# Year One Newsletter

Next Week in Year 1  
Week Beginning: December 2<sup>nd</sup> 2024  
Topic: Super Senses



End of Topic Question:  
*Which is the most important sense? Why?*

Next week we will be focusing on our sense of hearing.




### Upcoming dates:

Friday 6<sup>th</sup> December Rocksteady Concert in the afternoon.

Saturday 7<sup>th</sup> December Winterfest 2:30pm – 5pm.

Thursday 12<sup>th</sup> December Year 1 Concert straight after drop off.

Thursday 19<sup>th</sup> December Sleeping Beauty panto at The Broadway Theatre.

What's Happening Next Week:	How You Can Help at Home:
<p style="text-align: center;"><u>English</u></p> <p>In English this week we will be reading the book Polar Bear, Polar Bear, What Do You Hear?</p>  <p>The children will be focusing on their sense of hearing this week and will create animal sounds using musical instruments and then write sentences describing the sounds. Next, they will be designing ear defenders for Nellie the dog (Oh yes! She is back!). They will decide which materials are best and then write a letter to Mr Neville explaining their choices.</p>	<p>When you are out for a walk this week, listen carefully to the noises around you. Can you describe them to a friend? Which noises do you like the best? Birds singing, music etc.</p>  <p>So, find a quiet (and safe space) to stop, close your eyes and listen to the world around you.</p> 

## Phonics

There will be no new sounds this week as we will be reviewing the sounds already learned including:

a-e as in made

o-e as in home

ie (e) as in shield

ew as in chew

u-e as in tube

u as in unit

We will also be reviewing the tricky words we have learned so far including:

people, ask, could, should, would, here, there, come, some, house, mouse, water, our.

Please continue to use the taught Phonics sounds when decoding words with your children as they read.

Try to practise writing the tricky words at home.

## Maths – Subtraction

This week the children will continue to look at subtraction with the focus on 'taking away' and 'counting back'.



First there were    bottles of water.  
Then    were taken away.  
Now there are    bottles of water.

This will be made very practical by taking away from groups of cubes or other concrete resources and there will be chances to create number stories too. We will then move onto using the subtraction symbol - and number lines to solve subtraction problems.

If you're out and about this weekend, why not create some number story subtraction sentences of your own?

Find some objects, take some away and have your child say the number sentence that's been created.

Send in any pictures through Dojo and we could feature them in the Maths lessons next week!



### Science

This week, we will be focussing on the sense of hearing. We will look at what body part we use to hear and how this amazing sense works!

Children will learn that hearing is the ability to perceive sounds through by sensing vibrations.

We will get busy testing materials for the best ear muffs for Nellie, our school dog! Children will test a range of materials, placing these over their ears as they listen to sounds. Which is the best at blocking those vibrations?



You could try a hearing experiment of your own at home. Put rice on a tray and place this over a speaker. What happens?! Why?



### Art

The children will continue their Kandinsky piece.

They will use paper shapes this week, to add more shapes to their paintings.

Children will notice how Kandinsky overlapped shapes in his work.



### Computing

This week we will be creating a digital picture in the style of artist Georges Seurat.



Your child could have a go at creating some digital art at home using Tate Paint on the Tate website.

<https://www.tate.org.uk/kids/games-quizzes/tate-paint>



## P.E

### Fitness Lesson

This week we will develop our understanding of how exercise helps our muscles.



### Ball Skills Lesson

In this lesson we will explore control and co-ordination when dribbling a ball with your feet.

## **Rock, paper, scissors** Get Set 4 PE

**People:** 2

### **How to play:**

- Face each other and jump on the spot three times before jumping on the fourth jump either with your feet landing together to represent 'rock', jump with your feet straddled wide to represent 'paper', or jump with your feet one forwards and one back to represent 'scissors'.

- Rock beats scissors, scissors beats paper and paper beats rock.



## Religious Education

In religious education this week, the children will learn more about the Bible and the story of Christmas.



See if you could learn and re-tell the story of Christmas at home, like the child in this CBeebies video!

<https://www.bbc.co.uk/cbeebies/watch/presents-nativity-story>

Perhaps you could even make some simple puppets to help you?!



Have a great weekend!

The Year 1 team 😊