



Year One Newsletter



Next Week in Year 1
Week Beginning: 16th December 2024
Topic: Super Senses



Upcoming dates:

Thursday 19th December Sleeping Beauty panto at The Broadway Theatre.

Friday 20th December Last day of school

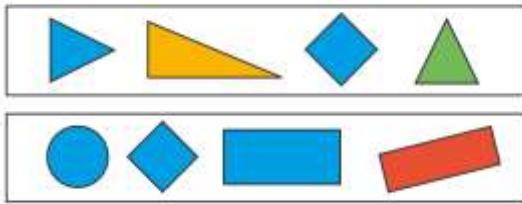
What's Happening Next Week:	How You Can Help at Home:														
<p style="text-align: center;"><u>English</u></p> <p>In English this week we will be immersing the children into the story of Sleeping Beauty. We will learn about this traditional tale and show the children different versions. The children will create a storyboard of the story with a twist for the ending.</p> 	<p>You could read a traditional tale to your child and explain that it is a folk tale or story which has been passed down for many generations.</p> <p style="text-align: center;">Such as:</p>  <p style="text-align: center;">Happy reading!</p>														
<p style="text-align: center;"><u>Phonics</u></p> <p>Please continue to practise all phonics sounds that have been learned this term.</p> <table border="1" data-bbox="134 1608 812 2078"> <thead> <tr> <th colspan="2">Year 1 Autumn 2</th> </tr> <tr> <th>Phase 5 graphemes</th> <th>New tricky words</th> </tr> </thead> <tbody> <tr> <td> Week 1 /ai/ i: bird /i:ʃt/ i: pie /aʊ/ fʊʊl/ ʊ: blue rescue /jʊʊl/ u: unicorn </td> <td>their people oh year</td> </tr> <tr> <td> Week 2 /aʊ/ a go /lɪt/ i tiger /aʊ/ a paper /eɪ/ e he </td> <td>Mr Mrs Mr ask*</td> </tr> <tr> <td> Week 3 /aɪ/ a-e shake /lɪt/ i-e time /aʊ/ a-e home /aʊ/ fʊʊl/ ʊ-e rule cute </td> <td>could would should our</td> </tr> <tr> <td> Week 4 /eɪ/ e-e these /aʊ/ fʊʊl/ ʊ: chew new /eɪ/ i shield /aʊ/ ʊ: claw </td> <td>house mouse water want</td> </tr> <tr> <td> Week 5 Grow the code: /lɪt/ i: i-e /aʊ/ aɪ/ a o-e /aʊ/ ʊ: u o-e /eɪ/ e i: e-e ea /aʊ/ fʊʊl/ ʊ: u-e u ur </td> <td></td> </tr> </tbody> </table> <p><small>*The tricky word 'ask' may not be tricky in some regional pronunciations, in which case, it should not be treated as such.</small></p>	Year 1 Autumn 2		Phase 5 graphemes	New tricky words	Week 1 /ai/ i: bird /i:ʃt/ i: pie /aʊ/ fʊʊl/ ʊ: blue rescue /jʊʊl/ u: unicorn	their people oh year	Week 2 /aʊ/ a go /lɪt/ i tiger /aʊ/ a paper /eɪ/ e he	Mr Mrs Mr ask*	Week 3 /aɪ/ a-e shake /lɪt/ i-e time /aʊ/ a-e home /aʊ/ fʊʊl/ ʊ-e rule cute	could would should our	Week 4 /eɪ/ e-e these /aʊ/ fʊʊl/ ʊ: chew new /eɪ/ i shield /aʊ/ ʊ: claw	house mouse water want	Week 5 Grow the code: /lɪt/ i: i-e /aʊ/ aɪ/ a o-e /aʊ/ ʊ: u o-e /eɪ/ e i: e-e ea /aʊ/ fʊʊl/ ʊ: u-e u ur		<p>Please continue to use the taught Phonics sounds when decoding words with your children as they read.</p>
Year 1 Autumn 2															
Phase 5 graphemes	New tricky words														
Week 1 /ai/ i: bird /i:ʃt/ i: pie /aʊ/ fʊʊl/ ʊ: blue rescue /jʊʊl/ u: unicorn	their people oh year														
Week 2 /aʊ/ a go /lɪt/ i tiger /aʊ/ a paper /eɪ/ e he	Mr Mrs Mr ask*														
Week 3 /aɪ/ a-e shake /lɪt/ i-e time /aʊ/ a-e home /aʊ/ fʊʊl/ ʊ-e rule cute	could would should our														
Week 4 /eɪ/ e-e these /aʊ/ fʊʊl/ ʊ: chew new /eɪ/ i shield /aʊ/ ʊ: claw	house mouse water want														
Week 5 Grow the code: /lɪt/ i: i-e /aʊ/ aɪ/ a o-e /aʊ/ ʊ: u o-e /eɪ/ e i: e-e ea /aʊ/ fʊʊl/ ʊ: u-e u ur															

Maths – Shape

Having started last week by looking at 3D shapes such as cubes, cuboids, cylinders, pyramids, cones and spheres, this week we will look at 2D shapes in more detail.

We will revisit triangles, circles, squares and rectangles and continue to encourage the children to think about the 2D faces on a 3D shape. There will also be the chance to sort 2D shapes into groups and create patterns with 2D and 3D shapes too.

Which shape is the odd one out in each group?



Is there more than one answer?

What objects do you have around your house that are regular *3D shapes with 2D faces*?



You could make a tally chart to see what you have the most of.

Science

We will go on a winter scavenger hunt around the school, to see what we can spot for our new season.



You could talk to your child about what is happening in this film. What can they tell you about the seasons?

<https://www.youtube.com/watch?v=VYpGBtR8Lbs>



Religious Education

In religious education this week, we will talk about Christmas traditions in the UK. Then children will be able to make their own decoration.



You could watch the Christmas story with your child and talk about what Christians believe happened and why they celebrate Christmas.

<https://www.youtube.com/watch?v=FrTFAZPOxpE>



History

This week in History, we will be having an online workshop with the National Army Museum. We will be looking at how Florence Nightingale changed hospitals and nursing and learn how historians use artefacts to find out about the past.

We will also give the children the chance to make Florence Nightingale a lamp, build more hospital beds so that all patients have a place to sleep, create x-ray pictures using playdough, role play doctors and nurses and learn about washing hands.



Over the Christmas holidays if you wish to visit the library and find out more about these inspiring women.

Visit the Florence Nightingale museum in St **Thomas's hospital**.

<https://www.florence-nightingale.co.uk/>

follow the above link to their website!



Have a great weekend!

The Year 1 team 😊