




This Week in Reception

Week Beginning 20th January 2025

What we will be doing in school	How you can help at home
<p data-bbox="277 320 600 405">Topic – On the Move Space!</p> <p data-bbox="145 454 715 920">This week the focus is space! We will be learning about rockets and space travel before we complete our astronaut training day! The children will have a chance to experience activities that simulate the training astronauts undertake before heading out on a mission! They will learn about what life is like in space as well as some real life astronauts. We will read the book <i>The Way Back Home</i> and think about what we would do if we were to go into space!</p> 	 <p data-bbox="759 595 1378 629">https://www.youtube.com/watch?v=-Y04Zic1-r4</p> <p data-bbox="759 674 1449 904">Watch this video of what life is like on the International Space Station. Discuss with your children what they would / wouldn't like about living in space! Can they draw a picture of their favourite part of astronaut life and write a sentence describing it!</p>  <p data-bbox="842 1249 1238 1305">The best thing about living in space is getting to float around! I like that you can jump really far.</p>
<p data-bbox="392 1413 488 1447"><u>Maths</u></p> <p data-bbox="145 1491 730 1800">We will compare length, weight and capacity. The children will have a go being a human scale! They will be using scales and balances to determine heaviest and lightest objects and ordering the weights of those inbetween! They will compare items using heavier and lighter, discussing how they know.</p>	<p data-bbox="759 1491 1398 1570">Show your child the different types of scales that you have in your home.</p> <p data-bbox="759 1615 1406 1693">You could bake something together, weighing out ingredients.</p> <p data-bbox="759 1738 1417 1850">Encourage your child to explore the weight of familiar household objects. What is the heaviest object in your home? Which object is the lightest?</p>

This Week in Reception

Week Beginning 20th January 2025

Phonics

New sounds: ur, oi, ow and ear

New tricky words: my, by and all

We will read words with double letters, for example, ladder.

Graphemes learnt so far: s, a, t, p, i, n, m, d, g, o, c, k, ck, e, u, r, ll, ff, j, ss, v, w, x, y, z, qu, ch, sh, th, ng, nk, ai, ee, igh, oa, oo, oo, ar, or

Tricky words taught so far: is, I, the, pull, full, put, as, and, has, his, her, go, no, to, into, she, he, push, of, was, you, they

You could play Nonsense I-Spy. Sound out words for your child, can they spot the nonsense words? Encourage them to take the lead in the game. Who can think of the silliest nonsense word?

Additional Activities

We are going to have an astronaut-training day on Wednesday! The children will complete a range of activities.

Independent activities

Here are a few of the independent activities your child could engage in.

Children can zoom into space using our Space Station role-play areas.

We will be making rockets and jet packs using junk modelling materials.



We will create Space themed artwork.



Astronaut training day- Wednesday 22nd January

Space themed dress up day

Please send your child in with a pair of mittens or gloves on Wednesday. They will be used as part of our astronaut training!

If you have any kitchen rolls (not toilet rolls) and small plastic bottles that you could bring in for junk modelling, we would really appreciate them.

Thank you.

This Week in Reception

Week Beginning 20th January 2025

Phonics

New digraphs: ur, ow, oi, ear



curl the fur

ur

Pronunciation Phrase - ur
Open your mouth in a relaxed way,
push your tongue down and say
ur ur ur



boing boing

oi

Pronunciation Phrase - oi
Make an 'o' with your mouth then
move your lips out as you say
oi oi oi



waw owl

ow

Pronunciation Phrase - ow
Open your mouth wide then move
your lips together as you say
ow ow ow



get near to hear

ear

Pronunciation Phrase - ear
Smile with your lips apart, push your
tongue to your teeth as you say
ear ear ear

New Tricky Words: my, by, all

When reading books, can you spot the sounds **of the week in the story?** If you're reading to your child and spot a word containing these sounds can they read the word for you? Can they spot them in the books they read themselves?

Write some words containing these sounds on pieces of paper – can they sort them by their sound e.g. all ur words together. This will encourage them to spot the digraphs/trigraphs independently in reading!

Graphemes learnt so far: s, a, t, p, i, n, m, d, g, o, c, k, ck, e, u, r, ll, ff, j, ss, v, w, x, y, z, qu, ch, sh, th, ng, nk, ai, ee, igh, oa, oo, oo, ar, or

Tricky words taught so far: is, l, the, pull, full, put, as, and, has, his, her, go, no, to, into, she, he, push, of, we, me, be, was, you, they


This Week in Reception


Week Beginning 20th January 2025

Please accept our apologies for the error last week. These are for correct sounds for Week 2

Digraphs: oo, oo, ar, or

oo		Open your mouth just a bit, put your hand on your tummy, pull your tummy in and say oo oo oo
zoom to the moon		

oo		Pucker your lips and keep them small as you say oo oo oo
hook a book		

or		Make an 'o' with your mouth, push your tongue down and say or or or
born with a horn		

ar		Open your mouth wide, push your tongue down and say ar ar ar
march in the dark		

Tricky Words: was, you, they