






This is the Year One Newsletter
 Week Beginning: 27th January 2025
 Topic: The 1960s



Thanks for the 1960s questionnaires you've been sending in. They'll be useful for the rest of the topic, so please do keep them coming!

What's Happening Next Week:	How You Can Help at Home:
<p style="text-align: center;"><u>English</u></p> <p style="text-align: center;"><u>English</u> <u>The 1966 World Cup</u></p> <p>Next week, the children will learn about England winning The World Cup in 1966.</p> <p>The children will become 'suffix detectives' next week by adding the suffix -ed to verbs, such as changing <i>jump</i> to <i>jumped</i>.</p> <p>They will look at pictures from the World Cup final and describe them.</p> <p>For example: 'The ball was <i>kicked</i> across the field'.</p> <p>Or if there is an e at the end of the word, only a d would be added. E.g. 'Geoff Hurst <i>scored</i> three goals in the match.'</p> <p>Here is a video showing the highlights of the match to watch with your child: https://www.youtube.com/watch?v=C0aK2IgORGA</p> <div style="display: flex; justify-content: space-around;">   </div>	<p>Can your child come up with some sentences with words that use the suffix -ed?</p> <p>You can make them as silly as you like – your child could even draw a picture to go with each one.</p> <div style="text-align: center;">  </div> <p>E.g. The silly ball <i>sneaked</i> into the goal!</p>
<p style="text-align: center;"><u>Phonics</u></p> <p style="text-align: center;"><u>This week, we'll be looking at...</u></p>	<p style="text-align: center;"><u>Our Tricky Words will be:</u></p> <p style="text-align: center;">thought through friend</p>

Computing

We will be learning how to plan a simple program with the floor robots. We will think about what we want our programs to do and then we will choose the order of commands in a sequence. We will also learn how to debug a program.



We will also be learning what an algorithm is:



<https://www.bbc.co.uk/bitesize/articles/z3whpv4>

History – Toys

Next week we will be looking at adverts and how they compare from the 1960s to today. We will look at who the adverts were aimed at and how people find out about toys.

Watch some adverts over the weekend. Who is represented in the advert?
Can you remember any adverts when you were a child on tv? See if you can find a clip and watch together. Is it similar to adverts today?



PSHE

This week the children will be learning how to stay safe around fire and water.

You could have a chat with your child about ways you make sure your family stays safe around fire and water at home, on holiday or when you are out and about.



Have a lovely weekend!
The Year One Team 😊