








This is the Year One Newsletter  
For Week Beginning: 20<sup>th</sup> January 2025



Reminders / Events 😊

It is Moon Week and our exciting Moon Room and its contents, will be explored by the children throughout the week. We hope you saw the Dojo post from Ms O'Brien about it as it is open to visitors Monday and Wednesday 3:30 – 5:30pm.

What's Happening Next Week:	How You Can Help at Home:
<p style="text-align: center;"><u>English</u></p> <p style="text-align: center;"><u>Neil Armstrong and The Moon Landing – 1969</u></p> <p>This week, the children will launch into Moon Week by learning about Neil Armstrong, Buzz Aldrin and Michael Collins and their 1969 Moon Landing!</p> <p>The children will watch actual footage of the Moon landings from its launch to the astronaut's safe return to Earth! We will also be acting out the different parts of this journey into space and will then be writing sentences to describe each part.</p> <div style="display: flex; justify-content: space-around;">   </div>	<p style="text-align: center;"><a href="https://www.bbc.co.uk/bitesize/topics/zjwvb82/articles/zhx4k2p">https://www.bbc.co.uk/bitesize/topics/zjwvb82/articles/zhx4k2p</a> -</p> <p>Look at some of the videos on this link, which explains The Moon Landing well for children! We will use this link to support our teaching of the landing next week.</p> <p>There are many great picture books about The Moon Landing. You might be able to find some at your local library.</p> <div style="display: flex; justify-content: space-around;">   </div>
<p style="text-align: center;"><u>Phonics</u></p> <p style="text-align: center;"><u>This week, we'll be looking at...</u></p> <p><b>le</b> making the /l/ sound, like in: apple</p> <p><b>al</b>, making the /l/ sound, like in: metal</p> <p><b>ce</b> making the /s/ sound like in: ice</p> <p><b>ve</b> making the /v/ sound like in: give</p> <p>How many of these digraphs can your child spot in words in their books?</p>	<p style="text-align: center;"><u>Our Tricky Words will be:</u></p> <p style="text-align: center;">Mr                  Mrs                  Ms school              call                  different</p> <p>How many of these can your child get into a sentence? Could they even get all of them in?</p> <p style="text-align: center;">Send in any examples through Dojo.</p>

## Maths – Comparing and Ordering

Next week the children will revisit comparing and ordering objects and numbers using “less than”, “greater than” or “equal to” alongside the symbols  $<$ ,  $>$  and  $=$ .

Complete the sentences for each set of numbers.

\_\_\_\_\_ is the greatest number.

\_\_\_\_\_ is the smallest number.

13, 18, 15

20, 17, 11

12, 5, 7

nineteen, zero, fifteen

Write each set of numbers in order, from greatest to smallest.

At home do continue to practise spelling the names of the numbers between 10 and 20. Emphasise the -teen at the end of most of the words.



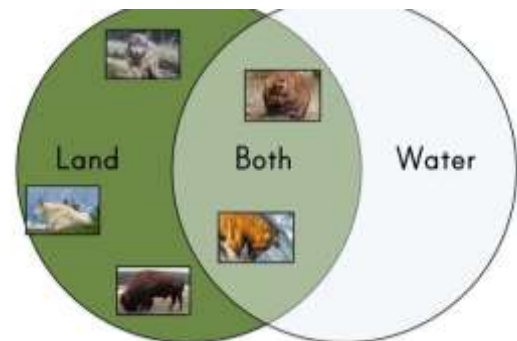
## Science – Comparing Animal Groups

Last week we worked hard to learn lots of features of the 5 main animal classification groups. This week we will compare two animal groups; birds and mammals to extend and embed this learning.



Have a go at this again...

Do you have any toys animals at home? How many different ways could you group them now that you know more features and ways of classifying animals!



## Design Technology - Placemat design

This week we will be starting to make our woven placemats based on our designs.



Your child could practise their scissor skills at home. You or your child could draw some wavy lines on a piece of paper and your child could try and cut along carefully, closely following the line.



## PE – Gymnastics and Sending and Receiving

The children will be learning to perform and link shapes in gymnastics. In outdoor PE they will be developing their rolling and tracking skills.



How is your child with a ball?

You could practise throwing and catching with them. Then try having them throw a ball into an open container. After every successful throw, move it slightly further away.



## PSHE

We will be learning about how to keep ourselves safe in different situations. First, we will think about medicines and how we can make sure we keep safe around medicines.

You could talk to your child about ways you keep everyone safe at home.



Have a lovely weekend!  
The Year One Team 😊