



This is the Year One Newsletter
 Week Beginning: 3rd February 2025
 Topic: The 1960's



Reminders / Events 😊




We will be walking up to Blythe Hill to learn about five common birds on the following days:

Monday 3rd – Purple

Tuesday 4th – Green

Thursday 6th - Orange

It's Children's Mental Health Week next week. The children will be taking part in some activities to mark the occasion.

What's Happening Next Week:	How You Can Help at Home:
<p style="text-align: center;"><u>English</u> <u>Where the Wild Things Are!</u></p> <p>This week, the children will be looking at another book from the 1960s, the wonderful: Where the Wild Things Are.</p> <p>The children will be exploring the story and writing descriptive sentences about the character and the setting.</p>  	<p style="text-align: center;">What is your child's favourite toy?</p> <p>Can they write some descriptive sentences about it? E.g. My teddy is fluffy and soft. It has two small ears.</p> 

Phonics

This week, we'll be looking at..

The only new graphemes we'll be looking at next week are ui and ou which make the 'yoo' sound found in words like youth and bruise.
The rest of the week we'll be recapping all the new graphemes we've learnt this term.

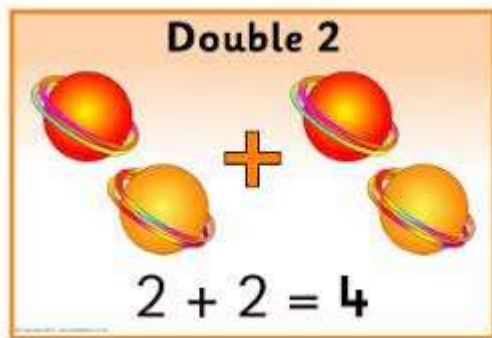
Our Tricky Words will be:

We'll recap all the tricky words we've learnt so far this term:

water want any many again could would should
who whole where two ask Mr Mrs Ms school
call different people your their thought through
friend work

Maths

This week we will be moving into doubling. We will revisit what it means to double and what happens to numbers when we double. We will be doing this in a multitude of ways. First using objects, then pictorial representations, followed by writing number sentences.



Help your child at home with their digit formation especially some of the teen numbers, checking for example that they write 13 not 31.

0 1 2 3 4 5 6 7 8 9 10
11 12 13 14 15 16 17 18 19 20

Science – Seasonal Weather

This week we will return to our weather data charts and begin to look at seasonal changes. As a class, we will record the weather we are experiencing in Winter looking at the temperature, as well as discussing day length and how this is beginning to change.

Don't forget to keep that re-call going of animals! Continue to look at animal classes and their features knowledge with this fun game!

[CLICK HERE!](#)

Design Technology

The children will be finishing off their placemats this week. Once they are finished we will evaluate them. We will think about what went well and what we could have done to make them even better.



Your child could practise their cutting skills.

Is your child holding their scissors correctly?
Do they have control of each cut?

Some tips here:

<https://www.griffinot.com/scissor-skills-children/>

PSHE – Keeping Safe

Next week we'll be looking at how to keep safe around roads, railway tracks and when cycling, scooting or skateboarding.



If you have any photos of your child keeping safe (especially when cycling, scooting or skateboarding, with helmets and pads etc.) then please Dojo them in.



We hope you have a lovely weekend!

The Year One Team 😊